

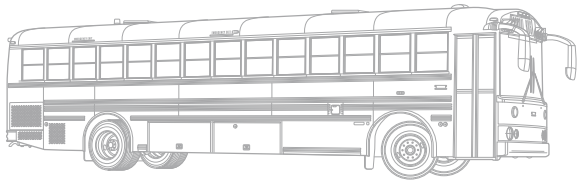
SAF-T-LINER®

HDX



BECAUSE EVERY MILE MATTERS™





Outperform on every level

Steep inclines? Check. Snowy interstates? Check. 250-pound school mascots? Check. The Saf-T-Liner® HDX from Thomas Built Buses is tough enough to handle it all.

Designed to be rugged yet versatile, the HDX can make even the longest bus excursion comfortable, while navigating the most challenging terrain. Optional add-ons such as underbody pass-through storage, coach-style seating and air conditioning add comfort for up to 90 passengers.

Most important, the Saf-T-Liner HDX conforms to the same unwavering safety standards demonstrated by all Thomas Built buses. Year after year, Thomas Built Buses has followed a simple philosophy – to build the kind of bus we'd want our own kids to ride. Safety is our number one priority, and it's why smart innovation is at the heart of everything we do, whether it's state-of-the-art construction or enhanced visibility.

As a subsidiary of Daimler Trucks North America, we continually incorporate new innovations to keep our riders safe and our buses exceptional.

The Saf-T-Liner HDX is just one more example of our dedication to building the most reliable, durable and safe school buses on the market today.



Safety starts in the driver's seat

It's a fact: the more confident and alert bus drivers feel, the more safely they drive. That's why we designed the Saf-T-Liner HDX to be as adaptable, ergonomic and intuitive as possible, with superior visibility and driver-friendly design.



THE HDX'S DRIVER-FRIENDLY FEATURES INCLUDE:



LED Lighting

New LED light option increases efficiency, brightness and longevity reducing your total cost of ownership and increasing safety.



Up to 50-Degree Wheel Cut

An up to 50-degree wheel cut allows for superior maneuverability.



Superior Loading Zone Visibility

The more drivers can see, the more confidently they drive. The HDX features the largest, continuously curved, bonded windshield in its class, giving drivers the most expansive view possible.



Integrated Mirrors

The exterior mirror cluster, developed specifically for the HDX, features flat and convex rearview mirrors and front crossover mirrors, enhancing visibility both behind and along the side of the bus.



ERGONOMIC COCKPIT



Every bus driver is different. The offset gauge cluster and the optional adjustable pedals make driving easier and safer for drivers of every shape and size. The standard tilt/telescoping steering wheel makes driving more comfortable for drivers.



Storage Area

A storage area keeps drivers' personal items out of the way.



Backup Camera

An optional backup camera further enhances safety.



Underbody Pass-through Storage

The optional underbody pass-through storage adds capacity of up to 129 cubic feet.




Front and Rear Bulkhead A/C

Options such as front and rear bulkhead air conditioning and coach-style seating keep passengers comfortable no matter the distance.



ZONAR®



Technology that rewrites the rules

When we designed the Saf-T-Liner HDX, our goal was to build a bus that was not only incredibly tough, but remarkably advanced as well. From fleet-wide connectivity to remote diagnostics, every component of the HDX represents the most innovative technology available.

ZONAR™

What if you could track the location, speed and fuel consumption of every bus in your fleet while they're on the road? And monitor driver behaviors such as hard braking and acceleration? With Zonar telematics, you can.

This subscription-based service provides real-time data on dozens of bus functions and makes fleet management more efficient than ever.

Optional services include instantaneous ridership reporting, so you know when each student enters or exits a bus, and driver performance monitoring, allowing you to train your drivers to be even more effective at their jobs.

Zonar is just one example of our commitment to innovation. At Thomas Built Buses, our goal is to continually improve driver performance, vehicle efficiency and passenger safety. We believe that Zonar technology can increase your fleet's efficiency and ultimately lower your total cost of ownership.

DETROIT™ CONNECT™

Detroit™ Connect™ Virtual Technician™, available with the DD8™ engine, is a remote diagnostic service that helps bus fleets make informed service decisions within minutes of an engine or aftertreatment fault event — such as allowing a driver to decide whether to continue driving or stop the bus.

When a fault occurs, details are relayed to the fleet manager via email or via the Detroit Connect portal. And if a critical fault occurs, Virtual Technician transmits data to our experts at the Detroit Customer Support Center. Within minutes, fleet managers know the severity of the fault and when, where and how to address the issue.

By facilitating more informed decision making, so that fleets only service their buses when necessary, Virtual Technician helps increase vehicle uptime.

Powered to perform

Thomas Built Buses offers a variety of high-performance powertrain solutions for the Saf-T-Liner HDX, designed to offer increased efficiency, uptime and performance.



THE DETROIT™ DD8™

This medium-duty engine maximizes uptime with unsurpassed efficiency, exceptional endurance and the longest maintenance intervals in the industry. The DD8 is available with Detroit™ Connect™ Virtual Technician.™ This remote diagnostic service allows HDX owners to make informed service decisions within minutes of an engine or aftertreatment issue.

COOLING SYSTEM

The rear-engine HDX offers a heavy-duty cooling system with a mechanical fan drive pump and motor. The engine utilizes brazed aluminum tube and fin radiator construction for maximum corrosion protection. Both innovations improve efficiency and reliability.



CUMMINS ENGINES

Thomas Built offers three Cummins engine options for the Saf-T-Liner HDX. The Cummins B6.7 offers superior fuel economy and trusted performance. The Cummins L9 adds additional horsepower, as well as a compressed natural gas alternative for fleets utilizing CNG.

| ENGINE | HORSEPOWER | TORQUE | MAINTENANCE INTERVALS |
|----------------------|------------|-----------------|-----------------------|
| Detroit™ DD8™ Engine | 260-300 | 660 – 860 lb-ft | Up to 45,000* miles |
| Cummins B6.7™ | 220-300 | 520 – 660 lb-ft | Up to 20,000** miles |
| Cummins L9™ | 260-300 | 720 – 860 lb-ft | Up to 10,500*** miles |
| Cummins L9N™ | 250-280 | 730 – 900 lb-ft | Up to 7,500*** miles |

*Or 12 months or 1,500 hours, whichever comes first

**12 months or 550 hours, whichever comes first

***6 months or 500 hours, whichever comes first



SCHOOL BUS

SAFT-LINEA

FRONT



REAR

Built strong. Built safe. Built for easy serviceability.

The Saf-T-Liner HDX is one of the toughest, safest, most dependable buses on the road. Every detail of our groundbreaking construction was designed to enhance reliability, increase safety, and reduce maintenance time, hassles and costs.

CONSTRUCTION

1 - Body Mounting Clips

Double-bolted body mounting clips strengthen the structural integrity of the body and chassis mating.

2 - Bonded Windshield

Along with stationary glass, our bonded windshield provides increased visibility and structural support.

3 - Side Skirt Reinforcement

Get additional protection from side impacts with side skirt reinforcement.

4 - Safety-minded Construction

Designed to extend the life of the bus body and to increase the safety of passengers, HDX construction features extended roof bows for heightened durability and a rafter system that creates a cage-like design.

5 - Greaseless Front Suspension

Looking for outstanding ride quality? The HDX delivers with single-stage taper-leaf springs (4" x 66") with four heavy-duty shock absorbers.*

6 - Greaseless Rear Suspension

Greaseless rear suspension offers radius leaf vari-rate springs with heavy-duty shock absorbers.*

7 - Chassis Frame

Made of 10" x 3-1/2" x 1/4" steel, this super-tough chassis frame has a standard yield strength of 50,000 psi, with a 110,000 psi option.

8 - Drop-Frame Design

Easy access and improved drive-line angles are yours with drop-frame design featuring an "S" frame section.

*Also available with air ride suspensions.

SERVICE



1 - Full-width Front Access Panels

Access wiper motors, front heater core and filter, air brake components, chassis wiring connectors and windshield washer fill with ease. Want to enhance appearance and reduce the likelihood of damage from a minor impact? Select the optional recessed front-crossing control arm.



4 - Chassis Fuse Relay Centers

Located in a clean, dry environment behind the front interior access panel, this easy-to-access area makes maintenance for chassis fuses, relays and electronic control modules quick and easy.



2 - Maintenance Shelf

Quick and easy fluid checks and routine maintenance? Check. The maintenance shelf can also be removed to provide full engine access.



5 - Modular Electrical System

Simplify troubleshooting with easy access and clear component identification, while enhancing reliability with waterproof, dust-proof fuse relay centers.



3 - Zonar

Take the guesswork out of fault codes and receive diagnostics for up to five body features on the bus with Zonar telematics.



6 - Interior-access Engine Panel

Access the engine from the interior of the bus easily and conveniently.



REAR

The ultimate in customer support

Keeping your buses up and running is vital to reducing costs and improving overall fleet management. At Thomas Built Buses, our customer service program is a multi-function tool designed to keep your buses in top condition. Whether you need repairs, parts, training or advice, our facilities and service are easily accessible. We are 100% committed to taking care of you.

PLATINUM SUPPORT

Welcome to the ultimate Thomas Built Buses customer service experience – Platinum Support. This program begins with a rigorous dealer training program that focuses on best practices for rapid diagnosis, responsive turnaround and clear communication, ensuring that customers receive best-in-class service.

Our customers reap many benefits from Platinum Support, including reduced costs, fast repairs and timely communication. This reduces downtime and lowers vehicle lifecycle costs. When your dealership is Platinum Support certified, the service you receive will always reflect the Thomas Built culture of continuous improvement.

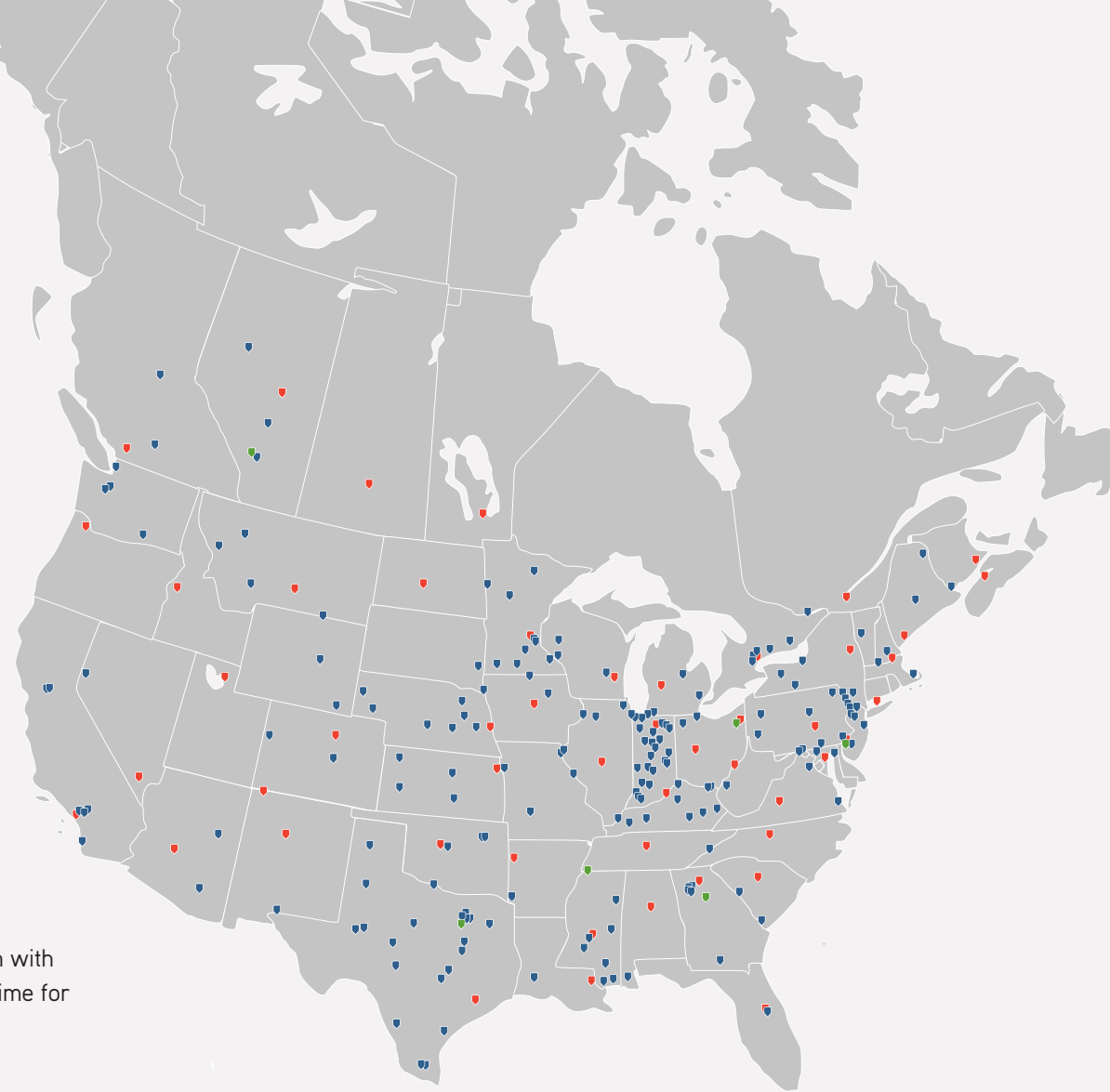


CUSTOMER ASSISTANCE CENTER

If you have a service question, contact the Thomas Built Customer Assistance Center, 855-253-0419, during normal operating hours (8 a.m. to 5 p.m. Eastern Time, Monday through Friday). Our dedicated bus technicians and engineers can provide information, connect you with a dealer with expertise in state-specific requirements or walk you step-by-step through the process. We're here to help, so please don't hesitate to contact us.

PARTS AVAILABILITY

Parts availability is crucial to maximizing uptime. At Thomas Built Buses, we want buses back on the road as quickly as you do. For fast fulfillment, we have eight Parts Distribution Centers (PDCs) across the country. Our rigorous inventory management systems keep dealers stocked with need-it-now and mission critical parts, and parts can typically be delivered to dealers within 24 hours if ordered before 4 p.m.



DEALER SERVICE CENTERS




We have close to 250 dealer/service locations throughout the U.S. and Canada, and we're always ready to handle any service request, no matter how small.

THOMAS BUS INSTITUTE

Our training certification courses offer hands-on training and 28 credit hours of continuing education in less than a week. Participating technicians will return to your operation with knowledge and expertise that can dramatically increase uptime for your fleet.

FINANCING

Whether you own and operate one bus or an entire fleet, Daimler Truck Financial has a financial solution for you. Our dedicated and experienced financing staff can help ease your budgetary concerns and assist you with acquiring the buses you need today. Our quick and simple process allows you to focus on safe, reliable transportation.

-  Dealer Headquarters
-  Parts/Service
-  Parts Distribution Centers

Calculating costs for the long haul

How much are you really paying for your bus? Your initial purchase price is a major factor, but there are other variables that determine your total cost of ownership. It's critical to weigh all associated costs before completing your purchase, especially when you consider that most school systems keep buses for up to 20 years.

Here are some of the ways that the Saf-T-Liner HDX can significantly reduce your total cost of ownership:



FUEL COSTS

We outfitted the HDX engine and transmission to keep your bus operating as efficiently as possible. The Detroit™ DD8™ engine offers superior fuel efficiency. Thomas also incorporates weight-reducing construction techniques, including adhesives and welding. An optional Zonar telematics system can assist with driver training to minimize hard braking and acceleration.



OPERATIONAL COSTS

Thomas Built buses are constructed with easy access to engine and fluids, making repairs and maintenance much more efficient. Our state-of-the-art corrosion protection options can also significantly decrease operational expenses over the years. A Zonar system can help reduce operational costs by alerting technicians to issues before they become problems.



INVESTMENT COSTS

Daimler Truck Financial can help you reduce your total cost of ownership by replacing older buses with newer, more efficient models, which will decrease fuel and maintenance costs over the lifecycle of your bus.

For a total cost of ownership assessment, visit our website at <https://thomasbuiltbuses.com/bus-advisor/cost-of-ownership/> and contact your dealer to discuss your specific needs.





Daimler Truck Financial

DAIMLER | Thomas Built Buses - A Daimler Group Brand

1408 Courtesy Road, High Point, North Carolina 27260 • Tel 336.889.4871 • ThomasBuiltBuses.com

TBB/MC-B-100. Thomas Built Buses is registered to ISO 9001:2015 and ISO 14001:2004. Copyright © Daimler Trucks North America LLC. All rights reserved. Thomas Built Buses Inc. is a subsidiary of Daimler Trucks North America LLC, a Daimler company. 6/18

FOLLOW US    